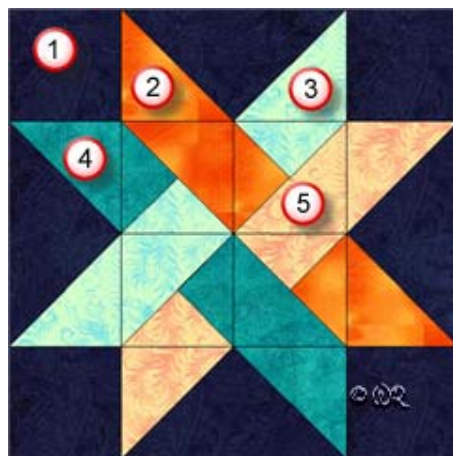


## Woven Star



12" finished quilt block  
8" finished quilt block  
6" finished quilt block

Fabric Placement



## Woven Star

12" finished quilt block

### How-to Notes




Bisect square on one diagonal



Bisect square on both diagonals

\*All seam allowances are 1/4" unless noted otherwise

1



#### Background fabric 1

Cut 4 squares 3 1/2"

Cut 1 square 7 1/4" and bisect on both diagonals

2



3



#### Fabrics 2, 3, 4 and 5

*From each of these fabrics:*

Cut 2 squares 3 7/8" and bisect on one diagonal


Cut 1 square 4 1/4" and bisect on both diagonals

4

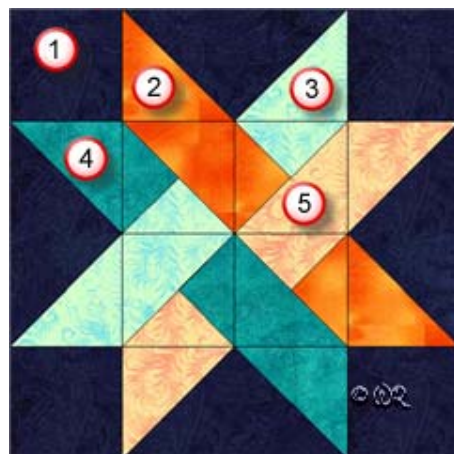


(\* **Note:** For both sizes of triangles for each fabric, you will have extras to use in a second block)

5



Fabric Placement



## Woven Star

8" finished quilt block

### How-to Notes




Bisect square on one diagonal



Bisect square on both diagonals

\*All seam allowances are 1/4" unless noted otherwise

1



#### Background fabric 1

Cut 4 squares 2 1/2"

Cut 1 square 5 1/4" and bisect on both diagonals

2



3



#### Fabrics 2, 3, 4 and 5

*From each of these fabrics:*

Cut 2 squares 2 7/8" and bisect on one diagonal


Cut 1 square 3 1/4" and bisect on both diagonals

4



(\* **Note:** For both sizes of triangles for each fabric, you will have extras to use in a second block)

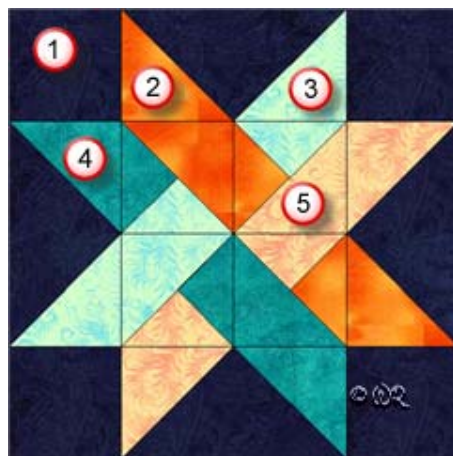
5



## Woven Star

6" finished quilt block

Fabric Placement



### How-to Notes




Bisect square on one diagonal



Bisect square on both diagonals

\*All seam allowances are 1/4" unless noted otherwise

1



#### Background fabric 1

Cut 4 squares 2"

Cut 1 square 4 1/4" and bisect on both diagonals

2



3



#### Fabrics 2, 3, 4 and 5

*From each of these fabrics:*

Cut 2 squares 2 3/8" and bisect on one diagonal


Cut 1 square 2 3/4" and bisect on both diagonals

4

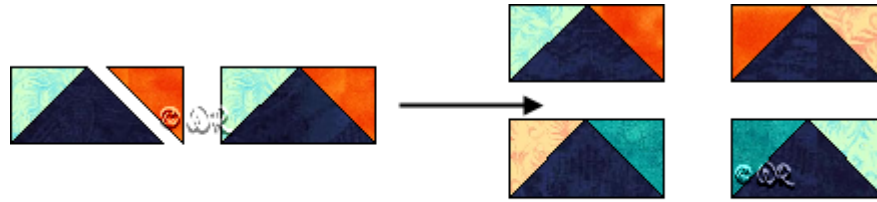


(\* **Note:** For both sizes of triangles for each fabric, you will have extras to use in a second block)


5




## Woven Star



Make 1 of each colour combination



Make 1 of each colour combination



Make 1

