


Jawhawks



12" finished quilt block

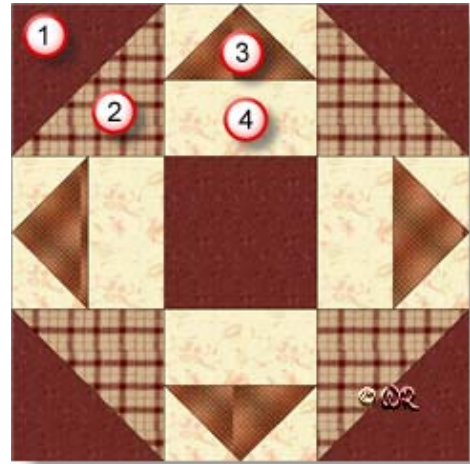
9" finished quilt block

6" finished quilt block

Jawhawks

12" finished quilt block

Fabric Placement



How-to Notes



Bisect square on one diagonal



Bisect square on both diagonals

*All seam allowances are $\frac{1}{4}$ " unless noted otherwise

1



Fabric 1

Cut 1 square $4\frac{1}{2}$ "

Cut 2 squares $4\frac{7}{8}$ " and bisect on one diagonal


2



Fabric 2

Cut 2 squares $4\frac{7}{8}$ " and bisect on one diagonal

3



Fabric 3

Cut 1 square $5\frac{1}{4}$ " and bisect on both diagonals

4



Fabric 4

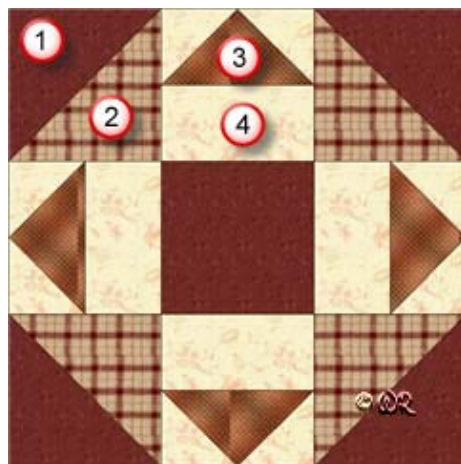
Cut 4 rectangles $2\frac{1}{2}$ " x $4\frac{1}{2}$ "

Cut 4 squares $2\frac{7}{8}$ " and bisect on one diagonal

Jawhawks

9" finished quilt block

Fabric Placement



How-to Notes



Bisect square on one diagonal



Bisect square on both diagonals

*All seam allowances are $\frac{1}{4}$ " unless noted otherwise

1



Fabric 1

Cut 1 square $3\frac{1}{2}$ "

Cut 2 squares $3\frac{7}{8}$ " and bisect on one diagonal


2



Fabric 2

Cut 2 squares $3\frac{7}{8}$ " and bisect on one diagonal

3



Fabric 3

Cut 1 square $4\frac{1}{4}$ " and bisect on both diagonals

4



Fabric 4

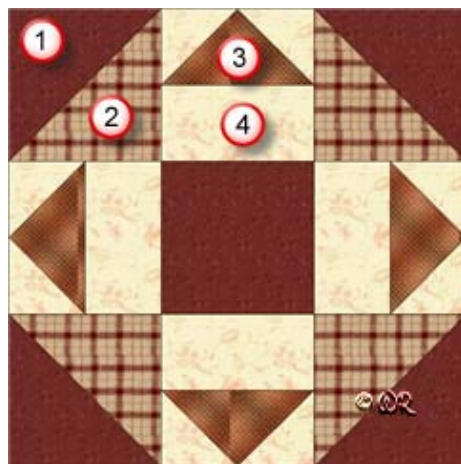
Cut 4 rectangles $2'' \times 3\frac{1}{2}''$

Cut 4 squares $2\frac{3}{8}$ " and bisect on one diagonal

Jawhawks

6" finished quilt block

Fabric Placement



How-to Notes



Bisect square on one diagonal



Bisect square on both diagonals

*All seam allowances are $\frac{1}{4}$ " unless noted otherwise

1



Fabric 1

Cut 1 square $2\frac{1}{2}$ "

Cut 2 squares $2\frac{7}{8}$ " and bisect on one diagonal


2



Fabric 2

Cut 2 squares $2\frac{7}{8}$ " and bisect on one diagonal

3



Fabric 3

Cut 1 square $3\frac{1}{4}$ " and bisect on both diagonals

4




Fabric 4


Cut 4 rectangles $1\frac{1}{2}$ " x $2\frac{1}{2}$ "

Cut 4 squares $1\frac{7}{8}$ " and bisect on one diagonal

Jawhawks



Make 4



Make 4

