
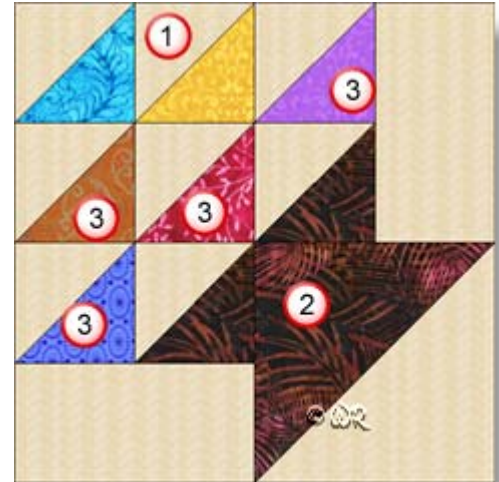


# Grape Basket



**12" finished quilt block**  
**8" finished quilt block**  
**6" finished quilt block**



## Grape Basket

12" finished quilt block

### How-to Notes



Bisect square on one diagonal



Bisect square on both diagonals

\*All seam allowances are 1/4" unless noted otherwise

1



#### Background fabric 1

Cut 2 rectangles 3 1/2" x 6 1/2"

Cut 1 square 6 7/8" and bisect on one diagonal (you will have one triangle left over for another block)

Cut 4 squares 3 7/8" and bisect on one diagonal

2



#### "Basket" fabric 2

Cut 1 square 6 7/8" and bisect on one diagonal (you will have one triangle left over for another block)

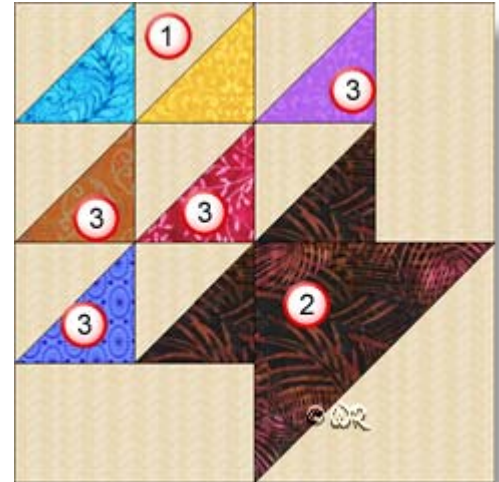
Cut 1 square 3 7/8" and bisect on one diagonal

3



#### Assorted "Flower" fabrics 3

Using assorted fabrics, cut squares each 3 7/8" and bisect on one diagonal. You will need a total of 6 half square triangles for the "flowers". (You may have extra triangles left over for another block if you use several different fabrics)



## Grape Basket

8" finished quilt block

### How-to Notes



Bisect square on one diagonal



Bisect square on both diagonals

\*All seam allowances are  $\frac{1}{4}$ " unless noted otherwise

**1**



#### Background fabric 1

Cut 2 rectangles  $4\frac{1}{2}$ " x  $2\frac{1}{2}$ "

Cut 1 square  $4\frac{7}{8}$ " and bisect on one diagonal (you will have one triangle left over for another block)

Cut 4 squares  $2\frac{7}{8}$ " and bisect on one diagonal

**2**



#### "Basket" fabric 2

Cut 1 square  $4\frac{7}{8}$ " and bisect on one diagonal (you will have one triangle left over for another block)

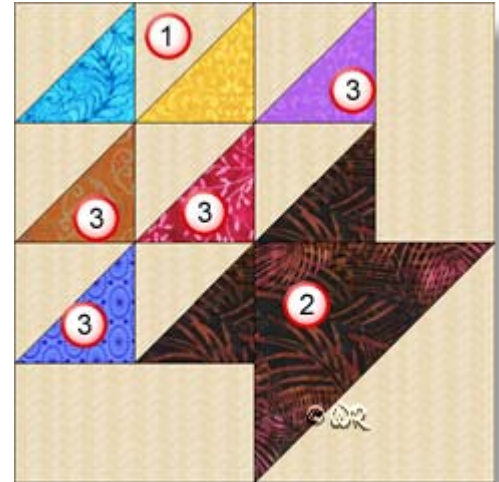
Cut 1 square  $2\frac{7}{8}$ " and bisect on one diagonal

**3**



#### Assorted "Flower" fabrics 3

Using assorted fabrics, cut squares each  $2\frac{7}{8}$ " and bisect on one diagonal. You will need a total of 6 half square triangles for the "flowers". (You may have extra triangles left over for another block if you use several different fabrics)



## Grape Basket

6" finished quilt block

### How-to Notes



Bisect square on one diagonal



Bisect square on both diagonals

\*All seam allowances are 1/4" unless noted otherwise

**1**



#### Background fabric 1

Cut 2 rectangles 3 1/2" x 2"

Cut 1 square 3 7/8" and bisect on one diagonal (you will have one triangle left over for another block)

Cut 4 squares 2 3/8" and bisect on one diagonal

**2**



#### "Basket" fabric 2

Cut 1 square 3 7/8" and bisect on one diagonal (you will have one triangle left over for another block)

Cut 1 square 2 3/8" and bisect on one diagonal

**3**



#### Assorted "Flower" fabrics 3

Using assorted fabrics, cut squares each 2 3/8" and bisect on one diagonal. You will need a total of 6 half square triangles for the "flowers". (You may have extra triangles left over for another block if you use several different fabrics)



## Grape Basket

