
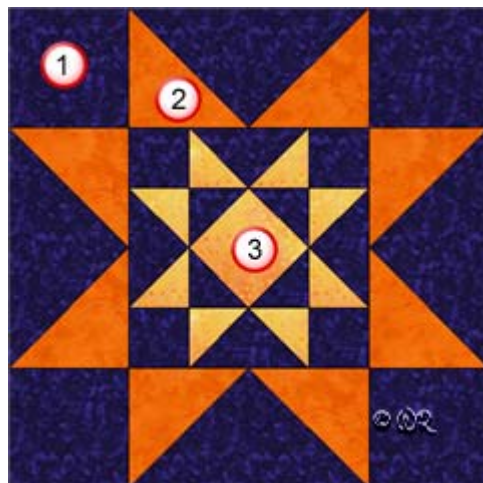


Double Star #2



12" finished quilt block

Fabric Placement



Double Star #2

12" finished quilt block

How-to Notes



Bisect square on one diagonal



Bisect square on both diagonals

*All seam allowances are 1/4" unless noted otherwise

1



Background fabric 1

Cut 4 squares 3 1/2"
Cut 1 square 7 1/4" and bisect on both diagonals
Cut 4 squares 2"
Cut 1 square 4 1/4" and bisect on both diagonals
Cut 2 squares 2 3/8" and bisect on one diagonal

2



Fabric 2

Cut 4 squares 3 7/8" and bisect on one diagonal

3



Fabric 3

Cut 4 squares 2 3/8" and bisect on one diagonal
Cut centre square 2 5/8"




Double Star #2



Make 1



Make 4



Make 1



Make 4

