


Autumn Leaves



14" finished quilt block

7" finished quilt block

Fabric Placement



Autumn Leaves

14" finished quilt block

How-to Notes



Bisect square on one diagonal



Bisect square on both diagonals

*All seam allowances are 1/4" unless noted otherwise


1



Background fabric 1

Cut 8 squares 2 1/2"
 Cut 4 rectangles 2 1/2" x 4 1/2"
 Cut 4 rectangles 2 1/2" x 6 1/2"
 Cut 8 squares 2 7/8" and bisect on one diagonal

2



Focus fabric

Cut 8 squares 2 7/8" and bisect on one diagonal
 Cut 1 square 2 1/2"


3



Accent fabric

Cut 4 squares 2 1/2"

Fabric Placement



Autumn Leaves

7" finished quilt block

How-to Notes



Bisect square on one diagonal



Bisect square on both diagonals

*All seam allowances are 1/4" unless noted otherwise


1



Background fabric 1

Cut 8 squares 1 1/2"
 Cut 4 rectangles 1 1/2" x 2 1/2"
 Cut 4 rectangles 1 1/2" x 3 1/2"
 Cut 8 squares 1 7/8" and bisect on one diagonal

2



Focus fabric

Cut 8 squares 1 7/8" and bisect on one diagonal
 Cut 1 square 1 1/2"

3




Accent fabric

Cut 4 squares 1 1/2"

Autumn Leaves




Make 16




Make 4





Make 4



Make 4



Make 4



Make 4

